



AREA & PRODUCTION OF Flowers IN WEST BENGAL			
1.ROSE(Total)			
Final Estimate 2023-24			
Sl. No.	Name of the District	Area in '000ha	Cut Flower (Production in Crore Sticks)
1	Darjeeling & Siliguri	0.029	0.642
2	Kalimpong	0.025	0.790
3	Jalpaiguri	0.012	0.000
4	Alipurduar	0.000	0.000
5	Coochbehar	0.001	0.034
6	Uttar Dinajpore	0.033	0.402
7	Dakshin Dinajpore	0.014	0.535
8	Malda	0.005	0.037
9	Murshidabad	0.000	0.000
10	Nadia	0.336	11.360
11	24-Pgs(N)	0.286	6.937
12	24-Pgs.(S)	0.050	0.564
13	Howrah	0.100	2.550
14	Hooghly	0.003	0.045
15	Purba Bardhaman	0.002	0.016
16	Paschim Bardhaman	0.006	0.056
17	Birbhum	0.006	0.067
18	Bankura	0.013	0.257
19	Purulia	0.003	0.036
20	Midnapore(W)	0.467	28.992
21	Jhargram	0.181	0.091
22	Midnapore(E)	1.091	58.889
Total West Bengal:		2.663	112.300

AREA & PRODUCTION OF Flowers IN WEST BENGAL			
2.CHRYSANTHEMUM			
Final Estimate 2023-24			
Sl. No.	Name of the District	Area in '000ha	Cut Flower (Production in Crore Sticks)
1	Darjeeling	0.041	1.200
2	Kalimpong	0.042	0.800
3	Jalpaiguri	0.003	0.039
4	Alipurduar	0.004	0.066
5	Coochbehar	0.005	0.075
6	Uttar Dinajpore	0.003	0.038
7	Dakshin Dinajpore	0.002	0.025
8	Malda	0.001	0.019
9	Murshidabad	0.001	0.019
10	Nadia	0.050	1.270
11	24-Pgs(N)	0.055	1.105
12	24-Pgs.(S)	0.080	1.476
13	Howrah	0.050	0.670
14	Hooghly	0.019	0.430
15	Purba Bardhaman	0.186	33.745
16	Paschim Bardhaman	0.003	0.021
17	Birbhum	0.001	0.032
18	Bankura	0.002	0.037
19	Purulia	0.001	0.015
20	Midnapore(W)	0.123	2.467
21	Jhargram	0.002	0.034
22	Midnapore(E)	0.802	24.306
Total West Bengal:		1.476	67.889


 30.9.24
 Additional Director (Stat.)
 Directorate of Horticulture
 Dept. of FPI & H, Govt. of W.B.

AREA & PRODUCTION OF Flowers IN WEST BENGAL			
3.GLADIOLUS			
Final Estimate 2023-24			
Sl. No.	Name of the District	Area in '000ha	Cut Flower (Production in Crore Sticks)
1	Darjeeling	0.623	10.148
2	Kalimpong	0.670	9.550
3	Jalpaiguri	0.075	1.350
4	Alipurduar	0.045	0.657
5	Coochbehar	0.044	0.570
6	Uttar Dinajpore	0.055	0.405
7	Dakshin Dinajpore	0.015	0.304
8	Malda	0.010	0.135
9	Murshidabad	0.018	0.154
10	Nadia	0.380	5.020
11	24-Pgs(N)	0.086	1.069
12	24-Pgs.(S)	0.047	0.524
13	Howrah	0.096	1.029
14	Hooghly	0.012	0.184
15	Purba Bardhaman	0.250	5.797
16	Paschim Bardhaman	0.000	0.000
17	Birbhum	0.007	0.071
18	Bankura	0.000	0.000
19	Purulia	0.004	0.042
20	Midnapore(W)	0.151	2.264
21	Jhargram	0.031	0.436
22	Midnapore(E)	0.458	6.942
Total West Bengal:		3.077	46.651

AREA & PRODUCTION OF Flowers IN WEST BENGAL			
4.TUBEROSE			
Final Estimate 2023-24			
Sl. No.	Name of the District	Area in '000ha	Cut Flower (Production in Crore Sticks)
1	Darjeeling	0.002	0.033
2	Kalimpong	0.002	0.033
3	Jalpaiguri	0.000	0.000
4	Alipurduar	0.006	0.081
5	Coochbehar	0.059	0.915
6	Uttar Dinajpore	0.052	0.799
7	Dakshin Dinajpore	0.019	0.760
8	Malda	0.025	0.383
9	Murshidabad	0.129	2.392
10	Nadia	3.350	77.550
11	24-Pgs(N)	1.141	11.943
12	24-Pgs.(S)	1.238	16.590
13	Howrah	0.026	0.246
14	Hooghly	0.042	0.593
15	Purba Bardhaman	0.000	0.000
16	Paschim Bardhaman	0.003	0.058
17	Birbhum	0.019	0.152
18	Bankura	0.028	0.327
19	Purulia	0.016	0.174
20	Midnapore(W)	1.145	32.059
21	Jhargram	0.006	0.097
22	Midnapore(E)	0.678	15.880
Total West Bengal:		7.986	161.066


 30-9-24
 Additional Director (Stat.)
 Directorate of Horticulture
 Dept. of FPI & H, Govt. of W.B.

AREA & PRODUCTION OF Flowers IN WEST BENGAL			
		5.Athurium(Protected Cultivation)	
Sl. No.	Name of the District	Final Estimate 2023-24	
		Area in '000ha	Cut Flower (Production in Crore Sticks)
1	Darjeeling	0.002	0.104
2	Kalimpong	0.002	0.200
3	Jalpaiguri	0.000	0.000
4	Alipurduar	0.000	0.000
5	Coochbehar	0.000	0.000
6	Uttar Dinajpore	0.002	0.001
7	Dakshin Dinajpore	0.000	0.000
8	Malda	0.000	0.000
9	Murshidabad	0.000	0.000
10	Nadia	0.000	0.000
11	24-Pgs(N)	0.000	0.000
12	24-Pgs (S)	0.000	0.000
13	Howrah	0.000	0.000
14	Hooghly	0.000	0.000
15	Purba Bardhaman	0.000	0.000
16	Paschim Bardhaman	0.000	0.000
17	Birbhum	0.000	0.000
18	Bankura	0.000	0.000
19	Purulia	0.000	0.000
20	Midnapore(W)	0.000	0.000
21	Jhargram	0.000	0.000
22	Midnapore(E)	0.000	0.000
Total West Bengal:		0.006	0.305

AREA & PRODUCTION OF Flowers IN WEST BENGAL			
		6.GERBERA (Protected Cultivation)	
Sl. No.	Name of the District	Final Estimate 2023-24	
		Area in '000ha	Cut Flower (Production in Crore Sticks)
1	Darjeeling	0.001	0.143
2	Kalimpong	0.002	0.085
3	Jalpaiguri	0.009	1.350
4	Alipurduar	0.000	0.000
5	Coochbehar	0.001	0.100
6	Uttar Dinajpore	0.002	0.180
7	Dakshin Dinajpore	0.000	0.000
8	Malda	0.000	0.000
9	Murshidabad	0.000	0.000
10	Nadia	0.007	1.310
11	24-Pgs(N)	0.001	0.130
12	24-Pgs.(S)	0.002	0.310
13	Howrah	0.001	0.211
14	Hooghly	0.008	1.669
15	Purba Bardhaman	0.000	0.000
16	Paschim Bardhaman	0.000	0.000
17	Birbhum	0.001	0.001
18	Bankura	0.001	0.169
19	Purulia	0.000	0.000
20	Midnapore(W)	0.001	0.146
21	Jhargram	0.000	0.000
22	Midnapore(E)	0.000	0.000
Total West Bengal:		0.036	5.804

S. Chattacharya
30-9-24

Additional Director (Stat.)
Directorate of Horticulture
Dept. of FPI & H, Govt. of W.B.

AREA & PRODUCTION OF Flowers IN WEST BENGAL			
		ORCHID	
Sl. No.	Name of the District	Final Estimate 2023-24	
		Area in '000ha	Cut Flower (Production in Crore Sticks)
1	Darjeeling	0.001	0.034
2	Kalimpong	0.002	0.042
3	Jalpaiguri	0.010	0.055
4	Alipurduar	0.000	0.000
5	Coochbehar	0.000	0.010
6	Uttar Dinajpore	0.000	0.000
7	Dakshin Dinajpore	0.000	0.000
8	Malda	0.000	0.000
9	Murshidabad	0.000	0.000
10	Nadia	0.001	0.060
11	24-Pgs(N)	0.000	0.000
12	24-Pgs.(S)	0.000	0.000
13	Howrah	0.000	0.000
14	Hooghly	0.004	0.020
15	Purba Bardhaman	0.000	0.000
16	Paschim Bardhaman	0.000	0.000
17	Birbhum	0.000	0.000
18	Bankura	0.000	0.000
19	Purulia	0.000	0.000
20	Midnapore(W)	0.002	0.088
21	Jhargram	0.000	0.000
22	Midnapore(E)	0.000	0.000
Total West Bengal:		0.021	0.309

AREA & PRODUCTION OF Flowers IN WEST BENGAL			
		8.MARIGOLD	
Sl. No.	Name of the District	Final Estimate 2023-24	
		Area in '000ha	Production in '000 MT
1	Darjeeling	0.054	0.389
2	Kalimpong	0.050	0.300
3	Jalpaiguri	0.060	0.272
4	Alipurduar	0.035	0.225
5	Coochbehar	0.095	0.669
6	Uttar Dinajpore	0.159	1.070
7	Dakshin Dinajpore	0.038	0.190
8	Malda	0.093	0.689
9	Murshidabad	0.233	2.074
10	Nadia	2.200	20.210
11	24-Pgs(N)	0.998	6.820
12	24-Pgs.(S)	1.200	14.930
13	Howrah	0.283	2.249
14	Hooghly	0.033	0.221
15	Purba Bardhaman	0.069	0.239
16	Paschim Bardhaman	0.020	0.088
17	Birbhum	0.100	0.499
18	Bankura	0.072	0.271
19	Purulia	0.042	0.225
20	Midnapore(W)	0.975	7.828
21	Jhargram	0.018	0.107
22	Midnapore(E)	1.512	13.124
Total West Bengal:		8.339	72.689

Abhattacharya
30-9-24
Additional Director (Stat.)
Directorate of Horticulture
Dept. of FPI & H, Govt. of W.B.

AREA & PRODUCTION OF Flowers IN WEST BENGAL			
9.JASMINE			
Sl. No.	Name of the District	Final Estimate 2023-24	
		Area in '000ha	Production in '000 MT
1	Darjeeling	0.010	0.014
2	Kalimpong	0.004	0.005
3	Jalpaiguri	0.022	0.021
4	Alipurduar	0.026	0.023
5	Coochbehar	0.000	0.000
6	Uttar Dinajpore	0.001	0.000
7	Dakshin Dinajpore	0.000	0.000
8	Malda	0.000	0.000
9	Murshidabad	0.000	0.000
10	Nadia	0.000	0.000
11	24-Pgs(N)	0.003	0.002
12	24-Pgs.(S)	0.000	0.000
13	Howrah	0.054	0.065
14	Hooghly	0.000	0.000
15	Purba Bardhaman	0.000	0.000
16	Paschim Bardhaman	0.000	0.000
17	Birbhum	0.000	0.000
18	Bankura	0.000	0.000
19	Purulia	0.000	0.000
20	Midnapore(W)	0.046	0.063
21	Jhargram	0.006	0.005
22	Midnapore(E)	0.512	0.486
Total West Bengal:		0.684	0.684

AREA & PRODUCTION OF Flowers IN WEST BENGAL			
10.SEASONAL FLOWERS			
Sl. No.	Name of the District	Final Estimate 2023-24	
		Area in '000ha	Production in '000 MT
1	Darjeeling	0.049	0.062
2	Kalimpong	0.060	0.088
3	Jalpaiguri	0.059	0.089
4	Alipurduar	0.043	0.056
5	Coochbehar	0.049	0.060
6	Uttar Dinajpore	0.015	0.027
7	Dakshin Dinajpore	0.004	0.005
8	Malda	0.010	0.018
9	Murshidabad	0.024	0.029
10	Nadia	1.180	1.850
11	24-Pgs(N)	0.265	0.450
12	24-Pgs.(S)	0.141	0.312
13	Howrah	0.454	0.799
14	Hooghly	0.044	0.041
15	Purba Bardhaman	0.000	0.000
16	Paschim Bardhaman	0.006	0.010
17	Birbhum	0.026	0.030
18	Bankura	0.290	0.460
19	Purulia	0.000	0.000
20	Midnapore(W)	0.925	1.183
21	Jhargram	0.042	0.054
22	Midnapore(E)	2.901	3.879
Total West Bengal:		6.587	9.502

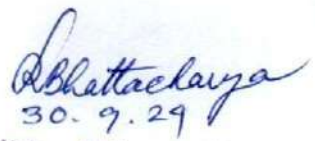
R. Bhattacharya

30-9-24

Additional Director (Stat.)
Directorate of Horticulture
Dept. of FPI & H, Govt. of W.B.

AREA & PRODUCTION OF Flowers IN WEST BENGAL			
Sl. No.	Name of the District	11.MISC. FLOWERS(Total)	
		Final Estimate 2023-24	
		Area in '000ha	Production in '000 MT
1	Darjeeling	0.036	0.056
2	Kalimpong	0.050	0.060
3	Jalpaiguri	0.004	0.006
4	Alipurduar	0.030	0.039
5	Coochbehar	0.041	0.059
6	Uttar Dinajpore	0.044	0.063
7	Dakshin Dinajpore	0.007	0.008
8	Malda	0.034	0.074
9	Murshidabad	0.033	0.036
10	Nadia	1.040	1.140
11	24-Pgs(N)	0.278	0.390
12	24-Pgs.(S)	0.075	0.149
13	Howrah	0.337	0.257
14	Hooghly	0.044	0.470
15	Purba Bardhaman	0.000	0.000
16	Paschim Bardhaman	0.007	0.008
17	Birbhum	0.041	0.054
18	Bankura	0.032	0.057
19	Purulia	0.019	0.020
20	Midnapore(W)	0.372	0.316
21	Jhargram	0.017	0.021
22	Midnapore(E)	0.581	0.552
Total West Bengal:		3.122	3.834

AREA & PRODUCTION OF Flowers IN WEST BENGAL			
Sl. No.	Name of the District	TOTAL LOOSE FLOWERS	
		Final Estimate 2023-24	
		Area in '000ha	Production in '000 MT
1	Darjeeling	0.149	0.521
2	Kalimpong	0.164	0.453
3	Jalpaiguri	0.145	0.388
4	Alipurduar	0.134	0.343
5	Coochbehar	0.185	0.788
6	Uttar Dinajpore	0.219	1.160
7	Dakshin Dinajpore	0.049	0.203
8	Malda	0.137	0.781
9	Murshidabad	0.290	2.139
10	Nadia	4.420	23.200
11	24-Pgs(N)	1.544	7.662
12	24-Pgs.(S)	1.416	15.390
13	Howrah	1.128	3.371
14	Hooghly	0.121	0.732
15	Purba Bardhaman	0.069	0.239
16	Paschim Bardhaman	0.033	0.106
17	Birbhum	0.167	0.583
18	Bankura	0.394	0.788
19	Purulia	0.061	0.245
20	Midnapore(W)	2.318	9.389
21	Jhargram	0.083	0.187
22	Midnapore(E)	5.506	18.041
Total West Bengal:		18.732	86.709


 30. 9. 29
 Additional Director (Stat.)
 Directorate of Horticulture
 Dept. of FPI & H, Govt. of W.B.

AREA, PRODUCTION & PRODUCTIVITY OF FLOWERS IN WEST BENGAL			
Sl. No.	Name of the District	TOTAL CUT FLOWERS	
		Final Estimate 2023-24	
		Area in '000ha	Production in Crore Cut Flowers
1	Darjeeling	0.699	12.304
2	Kalimpong	0.745	11.500
3	Jalpaiguri	0.109	2.794
4	Alipurduar	0.055	0.804
5	Coochbehar	0.110	1.704
6	Uttar Dinajpore	0.147	1.825
7	Dakshin Dinajpore	0.050	1.624
8	Malda	0.041	0.574
9	Murshidabad	0.148	2.565
10	Nadia	4.124	96.570
11	24-Pgs(N)	1.569	21.184
12	24-Pgs.(S)	1.417	19.464
13	Howrah	0.274	4.706
14	Hooghly	0.088	2.941
15	Purba Bardhaman	0.438	39.558
16	Paschim Bardhaman	0.012	0.135
17	Birbhum	0.034	0.323
18	Bankura	0.044	0.790
19	Purulia	0.024	0.267
20	Midnapore(W)	1.889	66.016
21	Jhargram	0.219	0.659
22	Midnapore(E)	3.029	106.017
Total West Bengal:		15.265	394.324

AREA, PRODUCTION & PRODUCTIVITY OF FLOWERS IN WEST BENGAL				
Sl. No.	Name of the District	ALL FLOWERS		
		Final Estimate 2023-24		
		Area in '000ha	Production in '000 MT	Production in Crore Cut Flowers
1	Darjeeling	0.848	0.521	12.304
2	Kalimpong	0.909	0.453	11.500
3	Jalpaiguri	0.254	0.388	2.794
4	Alipurduar	0.189	0.343	0.804
5	Coochbehar	0.295	0.788	1.704
6	Uttar Dinajpore	0.366	1.160	1.825
7	Dakshin Dinajpore	0.099	0.203	1.624
8	Malda	0.178	0.781	0.574
9	Murshidabad	0.438	2.139	2.565
10	Nadia	8.544	23.200	96.570
11	24-Pgs(N)	3.113	7.662	21.184
12	24-Pgs.(S)	2.833	15.390	19.464
13	Howrah	1.402	3.371	4.706
14	Hooghly	0.209	0.732	2.941
15	Purba Bardhaman	0.507	0.239	39.558
16	Paschim Bardhaman	0.045	0.106	0.135
17	Birbhum	0.201	0.583	0.323
18	Bankura	0.438	0.788	0.790
19	Purulia	0.085	0.245	0.267
20	Midnapore(W)	4.207	9.389	66.016
21	Jhargram	0.302	0.187	0.659
22	Midnapore(E)	8.535	18.041	106.017
Total West Bengal:		33.997	86.709	394.324

S. Chatterjee 30.9.24
Additional Director (Stat.)
Directorate of Horticulture
Dept. of FPI & H, Govt. of W.B.

AREA, PRODUCTION & PRODUCTIVITY OF FLOWERS IN WEST BENGAL			
		ALL FLOWERS	
		Final Estimate 2023-24	
Sl. No.	Name of the Flowers	Area in '000ha	Cut Flower (Production in Crore Sticks)
1	Rose	2.663	112.300
2	Chrysanthemum	1.476	67.889
3	Gladiolus	3.077	46.651
4	Tuberose	7.986	161.066
5	Anthurium	0.006	0.305
6	Gerbera	0.036	5.804
7	Orchid	0.021	0.309
	Total	15.265	394.324
		Area in '000ha	Loose Flower (Production in '000 MT)
8	Marigold	8.339	72.689
9	Jasmine	0.684	0.684
10	Seasonal flowers	6.587	9.502
11	Misc. Flowers	3.122	3.834
	Total	18.732	86.709
Total West Bengal		33.997	

Bhattacharya
30.9.24

Additional Director (Stat.)
Directorate of Horticulture
Dept. of FPI & H, Govt. of W.B.